

RANGE COMPOSITION

N 900: a range of over 150 models for the professional caterer designed to guarantee the highest level of performance, reliability, energy saving, safety standards and ergonomic operation. These concepts are reflected in the total modularity of the range that ensures innumerable configurations, either free-standing, bridged or cantilever. N900 demonstrates how advanced technology can satisfy the needs of the professional caterer.

The models detailed on this sheet are 4 induction plate tops available in half or full module versions and with different voltages.



200166+base

N 900

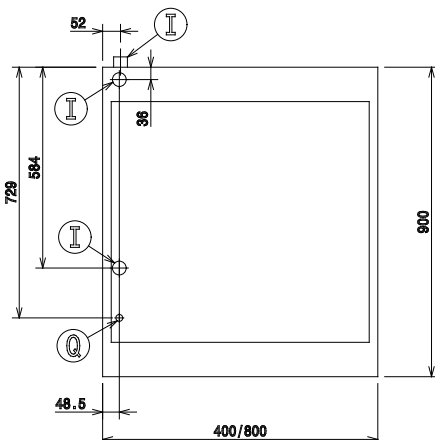
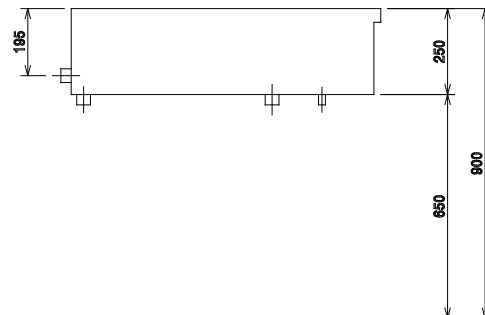

INDUCTION COOK TOPS **ZANUSSI** PROFESSIONAL

FUNCTIONAL AND CONSTRUCTION FEATURES

- ◆ Side panels, front panels, worktop, bottom panels and back panels in stainless steel.
- ◆ Glass ceramic cooking surface 6 mm thick.
- ◆ 4 independently controlled induction zones with diameter 280 mm and power 5 kw allowing very low cooking times and avoiding heating dispersions.
- ◆ Cooking zones are activated only when in direct contact with pans that are specific for induction plates. The cooking zone not in contact with a pan is not activated and remains cold.
- ◆ Induction plates are endowed with overheating safety device.
- ◆ Digital control panel with 8 different levels of power, allowing an easy and precise cooking. Ideal for cooking delicate foods.

- ◆ All top models can be easily mounted on refrigerated base, open base cupboards, bridging supports or cantilever systems.
- ◆ IPX5 water protection.
- ◆ Main connections can be via the base of the unit.

TECHNICAL DATA				
CHARACTERISTICS	MODELS			
	NINE400R 200165	NINE800R 200166	NINE4002R 200167	NINE8002R 200168
Power supply	Electric	Electric	Electric	Electric
External dimensions - mm				
width	400	800	400	800
depth	900	900	900	900
height	250	250	250	250
Back plate dimensions - mm	Ø 280	Ø 280, Ø 280	Ø 280	Ø 280, Ø 280
Back plates power - kW	5	5, 5	5	5, 5
Front plates dimension - mm	Ø 280	Ø 280, Ø 280	Ø 280	Ø 280, Ø 280
Front plates power - kW	5	5, 5	5	5, 5
Net weight - kg.	40	75	40	75
Supply voltage	400 V, 3, 50/60	400 V, 3, 50/60	230 V, 3, 50/60	230 V, 3, 50/60



597814301

LEGEND

	NINE400R 200165	NINE800R 200166	NINE4002R 200167	NINE8002R 200168
I - Electrical connection	400 V, 3, 50/60	400 V, 3, 50/60	230 V, 3, 50/60	230 V, 3, 50/60
Q - Equipotential screw	●	●	●	●

OPTIONAL ACCESSORIES

ACCESSORIES	MODELS			
	NINE400R 200165	NINE800R 200166	NINE4002R 200167	NINE8002R 200168
2 SIDE COVERING PANELS FOR TOP-D=900MM	206278	206278	206278	206278
FRONTAL HANDRAIL 1200 MM	206191	206191	206191	206191
FRONTAL HANDRAIL 1600 MM	206192	206192	206192	206192
FRONTAL HANDRAIL 400 MM	206166	206166	206166	206166
FRONTAL HANDRAIL 800 MM	206167	206167	206167	206167
JUNCTION SEALING KIT	206086	206086	206086	206086
LARGE HANDRAIL(PORTIONING SHELF)400 MM	206185	206185	206185	206185
LARGE HANDRAIL(PORTIONING SHELF)800 MM	206186	206186	206186	206186
PAIR OF COVERING STRIPS FOR END ELEMENTS	206234	206234	206234	206234
SIDE HANDRAIL-RIGHT/LEFT HAND	206165	206165	206165	206165
STAND/SUPPORT 400 MM	206183	206183	206183	206183
STAND/SUPPORT 800 MM		206184		206184
WATER COLUMN EXTENSION FOR 900 LINE	206290	206290	206290	206290
WATER COLUMN WITH SWIVEL ARM	206288	206288	206288	206288



www.zanussiprofessional.com